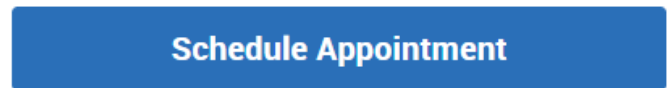




How to Schedule with Your Advisor

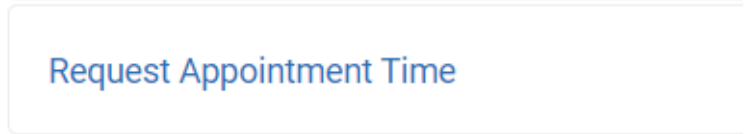
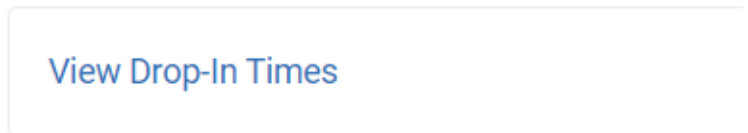
To schedule with your advisor via OnCourse, start by logging in at go.osu.edu/oncourse

Next, click the blue Schedule Appointment button on the right side of your homepage



Other Appointment Options

You will then want to click on the Meet With Your Success Team option. It will be under Other Appointment Options on the right side of the page.



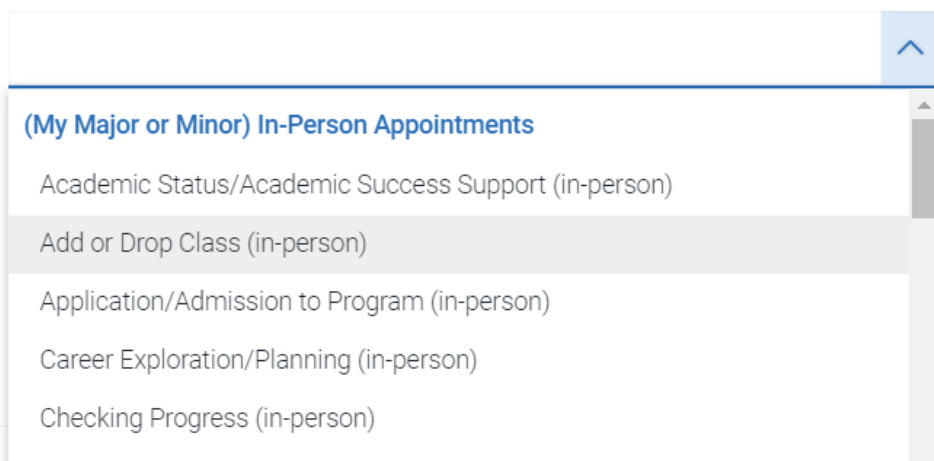
Select your Advisor



Dani Anthony
Advisor

You will then be able to select a service. Select the option that best fits the reason you want to meet with your advisor

*Service





After you select a date, click Find Available Time. You will now see all the available timeslots your advisor has open. Click on the timeslot you want to schedule.

Review the options you have selected. In the comment box, include what you want to talk about and any other information your advisor should know ahead of your appointment.

If you want a text reminder 2 hours before your appointment, check the box and add your number. Click the blue Schedule button to finalize your appointment



Ericka Gunn
University Exploration

Thu, Apr 1st

11:30 - 12:00 PM

12:00 - 12:30 PM

12:30 - 1:00 PM

1:00 - 1:30 PM

4:00 - 4:30 PM

4:30 - 5:00 PM

Would you like to share anything else?

Add your comments here

Email Reminder

Reminder will be sent to test_shores.22@osu.edu

Text Message Reminder

Phone Number for Text Reminder

614-555-5555

Schedule